

HOME GROUPS

“Tools for New Small Groups”



Brooklyn
Evangelical Free
Park Church
God's Heart for ALL People

HOME GROUP TRAINING: TOOLS FOR NEW SMALL GROUPS

Written by: David Durey
Edited by: David Durey
Adapted for: Brooklyn Park Evangelical Free Church
7849 West Broadway
Brooklyn Park, MN 55445
763-391-6140

Copyright Agreement

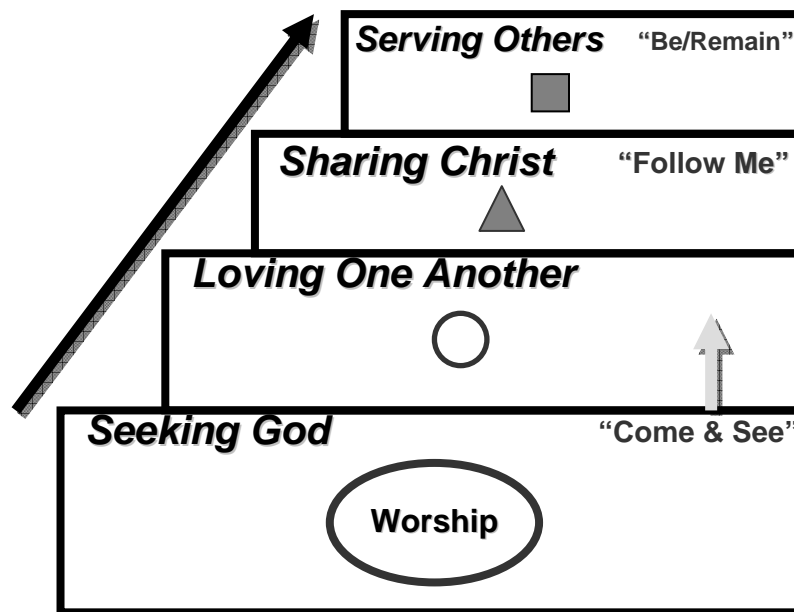
Some of the material in this manual is created and copyrighted by T-Net International, a greater portion was copyrighted by the Intentional Discipleship Network www.IntentionalDiscipleship.net and the balance of the material was created by the pastoral team of Brooklyn Park Evangelical Free Church. By purchasing the original digital document, T-Net granted the express right for Brooklyn Park Evangelical Free Church to edit the material and create this manual and make any changes or additions that were found useful. T-Net grants the right to make as many copies as needed. However, the copies may only be used by Brooklyn Park Evangelical Free Church. They may not be given or sold to any other church. This manual belongs to the church, not the pastor(s). A staff member leaving the church and going to another church must purchase a separate digital document and copyright agreement from T-Net for the new church. T-Net International, PO Box 460579, Aurora, CO 80046-0579. 1-800-995-5362/720-886-0737, E-mail: tnetoffice@aol.com © 2000, T-Net International

Thank you...

for leading and/or hosting a six-week home group for our church family and community. This training guide is designed to give you a quick referenced to principles and tools that will help you be successful. But first, let me affirm how important your ministry is by showing you how it fits within our purpose, values and strategy.

Our Purpose and Pathway (Strategy).

As a disciplemaking church, we affirm that we are committed to following Christ Jesus in obedience to His Great Commission (Matthew 28:19—20). A disciple is a believer who is in the process of becoming more like Christ: displaying His character, daily living out His values and disciplines, and answering Christ’s call to a life of service to others. At Brooklyn Park Evangelical Free Church, our purpose is to “honor God by making Christ-like disciples who are passionately SEEKING God, LOVING one another, SHARING Christ and SERVING others.” Our purpose statement captures our mission, core values, a basic definition of a disciple (for more detail see our Detailed Definition of a Disciple) and provides the four steps of our ministry process.



Defining Ministries for Whole Church Disciplemaking

The emphasis of intentional discipleship is the transformation of lives through relationship with Jesus Christ, rather than church programs. Our church is concerned about spiritual growth. We want to think in terms of “steps” or process; therefore, we will always seek to be clear about whom each ministry is trying to serve, what that ministry is to accomplish and where the participants should go as a next step of growth. We want to make it “easy and obvious” for our guests and congregation to grow, so we are clear about what each ministry or program is designed to accomplish in the disciplemaking process. Any activities that are not reflective of the effective discipleship process will be modified or discontinued.





SEEKING GOD: Drawing near to God in worship and prayer, personally and corporately.

Our weekend worship services are our primary “entry” environments. We want our guests to feel honored, so we do everything we can to welcome and include them. The primary goal is to ensure that people come to know Jesus Christ as their Lord and Savior. Children, youth and adult ministries all offer environments where newcomers can worship together. Other opportunities to experience our church for the first time include *Alpha*, *Celebrate Recovery*, Support Groups or Comedy Club.



LOVING ONE ANOTHER: Deepening spiritual growth in the context of close relationships.

There are two important commitments for Christians: first, to Christ Jesus; second, to the Church—the Body of Christ. In our congregation, we offer open small groups that make it easy for people to move beyond worship attendance into fellowship.

- **Open Small Groups:** Each fall, winter and spring we offer a six-week open small group series hosted in homes throughout our area. These short-term groups allow people to move from being guests in worship to becoming friends by “test-driving” a short small group experience. When group members want to stay together they can choose to do another six-week series or they can agree to continue meeting as a closed accountability or Impact Group.



SHARING CHRIST: Declaring the Good News of forgiveness and salvation through Jesus Christ.

Prayer, Care, Share: We want to demonstrate the love of Jesus Christ to unbelievers within our culture and effectively communicate in both deed and word the Good News of salvation through Jesus Christ in the power of the Holy Spirit. Effective evangelism equals prayer for those who need salvation, plus acts of love, plus words of love, plus a clear presentation of the Gospel, plus the time and work of the Holy Spirit. We encourage all members to pray for non-Christian neighbors, family, friends and co-workers, invest in their lives (care) and be ready to introduce them to Christ (share)—giving an answer to everyone who asks us about the hope that we have in Christ Jesus (1 Peter 3:15). On-going home-based small groups called **Impact Groups** is where training, teamwork and accountability best support this strategy for evangelism.



SERVING OTHERS: Demonstrating God’s love by using gifts and abilities to serve within the church, the community and beyond.

We will recognize service gifts as being equally important as leadership gifts in building a healthy, discipling church. We will be a church that not only reproduces disciples, but also develops new discipling churches and equips existing church leaders for intentional discipleship, starting in our own community and extending throughout the world. Our home-based Impact Groups regularly serve as ministry teams.



SMALL GROUPS... ARE **BIG** MINISTRY

WHAT IS A SMALL GROUP?

We believe that small groups are the place where sustained life-change occurs. In a small group, people study God's Word together and are in a safe environment to discuss the issues and challenges of life. It's also where they pray, care for one another, and are missed if they don't show up. This is the environment where we celebrate the successes and good times of life, as well as help one another during the tough and disappointing times. It is a place to be encouraged, equipped, and challenged to become a fully devoted follower of Jesus Christ. At Brooklyn Park Church this small group experience begins in what we call a Home Group, where newcomers are always welcome. Then the group can close when members agree to hold each other accountable for deeper spiritual growth and ministry, these closed groups are appropriately called Impact Groups.

WHERE DO I FIND A NEW GROUP?

Home Groups initially commit to meet for six to eight weeks beginning in the fall, winter or spring. After those weeks together, the group members decide if they want to continue meeting for an additional six to eight week study. Home Groups are open small groups that are usually made up of about five to six married couples or six to eight men or women that meet weekly in someone's home for fellowship, prayer and Bible study based on the scripture passages preached the previous Sunday. There are Home Groups for adults of all ages and stages of life.

HOW LONG DOES A GROUP LAST?

The duration of a new Home Group is between three to six months. After completing the initial six to eight week series the group usually asks to continue to meet using the sermon-based study. Once the group has filled, developed as good friends and has an apprenticed leader, they are encouraged to become a closed accountability group called an Impact Group and to take a journey of spiritual growth and ministry together for another 12 - 22 months.

WHEN AND WHERE DO GROUPS MEET?

Most of our groups generally meet Monday through Thursday evenings, and some groups meet on Sunday nights. Groups normally meet in a member's home. Usually the location is consistent, but sometimes other group members take turns hosting the group meeting at their house. Men's and women's groups sometimes will meet at a restaurant or other alternative locations before work or during the day.



HOW OFTEN DO GROUPS MEET?

Most groups meet weekly. Some groups meet for three weeks out of the month and either take off the fourth week or do a community outreach service project or a social activity together. Due to schedule conflicts, groups consisting of married couples with children often do not meet weekly during the summer.

WHAT HAPPENS AT EACH GROUP MEETING AND HOW LONG DOES IT LAST?

Each small group picks the length of time they will meet. However, most groups meet for at least an hour and not longer than two hours. During this time they are encouraged to focus a portion of each meeting on our Core 4: Seeking God (worship, conversational prayer); Loving One Another (Bible discussion for spiritual growth); and a brief time for focusing on Sharing Christ (personal evangelism) and Serving Others (ministry).

WHAT DO THEY STUDY?

Home Groups are provided with lessons that are usually based on the scripture passage that was preached the previous Sunday. Impact Groups have trained small group leaders that select from a special small group curriculum resource list that is based on our detailed definition of a disciple. We are seeking to follow Jesus' model of small group discipling within the context of our culture and time by obeying Christ's command to make disciples who obey everything that He taught. We offer on-going guidance and support to our small group leaders through our leadership community coaches and area Pastors. Many small group leaders find that having group members take the Core 4 Spiritual Journey Evaluation is helpful in knowing which curriculum meets the current growth needs of the group.

IS CHILDCARE PROVIDED FOR EACH GROUP MEETING?

Childcare is arranged by each group according to their own needs and available resources.

WHO CAN LEAD A SMALL GROUP?

Home Groups can be lead by those who complete this Home Group "Starter Kit" training. This way they can "test-drive" the small group leadership experience and enjoy leading a six to eight week small group right away. If they wish to continue to lead they can meet with a pastor and begin the apprenticeship process to become part of our leadership community. Our Impact Groups are lead by members who have completed the discipling apprenticeship, received the affirmation of an on-the-job training experience in a small group and have verified a foundational level of spiritual maturity. This process can be a few weeks or as long as the apprentice needs to feel confident and competent.



Getting Ready...

The book, Steps Toward Ministry, offers a good planning checklist for starting new groups, prospecting for new members and sharing leadership responsibilities. Review this information and be sure to ask questions from your pastor or small group coach. We want you to be equipped and confident without overwhelming you with too much information.

Plan For A New Small Group

1. Determine where the group will meet. A home, restaurant, church or elsewhere.
2. Decide the day, time and length of the small group.
 - a. Will the group meeting last one hour or will it be longer?
 - b. Will the group meet for a few weeks, months or be on-going?
3. Select study materials for the group.
 - a. What topic(s) or Bible passage(s) will be used?
 - b. Will a published study guide be used?

Prospect For Small Group Members

1. Choose the type of people to target.
 - a. Will the group be for men, women or both?
 - b. What ages will be represented in the group?
 - c. Will the group be for singles, married couples or both?
 - d. Will it be a neighborhood or workplace group?
2. Create a prospect list of those you wish to attend the group.
 - a. Build your prospect list.
 - 1) Generally speaking, there is a 3:1 ratio between the total number you are inviting and the average attendance of your group. If you want a group attendance of 10 people, you need to have 30 people on your prospect list.
 - 2) Use your personal circle of relationships: family, neighbors, friends at work, church, school, clubs or other organizations in which you participate.
 - 3) Have your leadership team add prospects to the list.
 - b. Pray your prospect list.
 - 1) Ask God to lead you in who you should invite to the group.
 - 2) Pray that God will work in the lives of each person on your list even if they can't or don't come to the group.
 - 3) Take spiritual responsibility to pray for these people regularly.
 - c. Work your prospect list.
 - 1) Contact each person on your prospect list and invite them to participate in the small group.
 - 2) Realize that you may need to make several additional contacts with those on your prospect list in order to gain their participation.
 - 3) Keep in regular contact with those on your prospect list between group meetings, especially when a person has been unable to attend that week.



Partner With Others for Leadership

1. List the leadership responsibilities. To illustrate the need to share the leadership load of a small group, make a list of all the responsibilities that must be taken care of for a group to succeed.
 - b. Facilitate Bible lesson discussion.
 - c. Lead group in conversational prayer.
 - d. Lead group in sharing about their week.
 - e. Meeting place set-up and preparation.
 - f. Greeting guests as they arrive.
 - g. Refreshments coordinated.
 - h. Child care (if needed).
 - i. Handling phone calls and interruptions.
 - j. Phone calls to group between meetings.
 - k. Invitations to new people.
 - l. Visits to meet the needs of group members.
 - m. Other leadership responsibilities. . .

2. Share the leadership responsibilities.

Building a Leadership Team

1. Build a leadership prospect list. Look for the following qualities:
 - a. People with a heart and vision for ministry.
 - b. People who demonstrate loyalty and teamwork.
 - c. People who have a positive influence on others in group settings.
 - d. People who are ...
 - 1) Faithful to God and others.
 - 2) Available for ministry assignments.
 - 3) Teachable. Willing to learn.

2. Prayerfully evaluate your prospects. Look for these characteristics:
 - a. Enthusiasm. A positive outlook and a love for God and people.
 - b. Clear testimony. A clear Christian testimony of what God has done and is doing in their life.
 - c. Dedication. A clear commitment to the success of the group.
 - d. Spirit-directed life. A life submitted to the control and empowerment of the Holy Spirit.
 - e. Time and means. The prospect must have adequate time available to give to leading and developing the small group.

3. Invite your leadership prospects into service.
 - a. Ask your prospect to help lead different parts of the group meeting.
 - b. Give your prospect additional opportunities to serve as they prove responsive and faithful.
 - c. Employ "Planned Absence." When you know that you cannot attend the small group meeting, ask your leadership prospect to take your place in facilitating the meeting.
 - d. Affirm your prospect when they succeed in a ministry task.
 - e. Invite your prospect to become part of the leadership team of the small group.
 - f. Continue offering counsel and feedback on their performance.
 - h. Divide the responsibilities among your leadership team and group.



Report Date: _____

Small Group Leader Planning Sheet

Leader: _____ phone #: _____

Assistant: _____ phone #: _____

Host: _____ phone #: _____

Location of the meeting:

Address: _____

Day of meeting: _____ Time: _____

Starting Date: _____ Ending Date: _____

Description of lesson materials:

Sermon Series Other: _____

Type of small group:

- Men's Couple's Mature Adult's
- Women's Young Adult's Single's
- Mixed Adult's Young Marrieds Youth
- Open Home Group Closed Impact Group (accountability group)

Prospect Invitation list:

(Friends, family, neighbors, church members)



Getting Going with Good Group Dynamics...

SEEK TO GAIN EVERYONE'S PARTICIPATION

1. The leader is a facilitator not the authority or teacher.
 - a. "Play Dumb." The leader should not respond to every question. You must allow the group members to give their input.
 - b. Don't be afraid of silence. Sometimes the leader must be quiet and wait for the members to formulate their response to a question.
 - c. Cave Exploring. The Bible lesson is the "cave." Don't stand at the entrance of the cave telling the group what you've seen inside, take them in and let them explore for themselves.
2. How you arrange the seating makes a difference.
 - a. Sit in a Circle. This allows everyone to feel included.
 - b. Same Eye Level. It is best if the members of the group can sit at the same eye level.
 - c. Only One Extra Chair. Avoid having several empty chairs. A feeling of closeness is lost if the groups members are seated too far apart. Add chairs as they are needed.
3. Everyone is encouraged to participate but no one is required to pray, read or speak.
 - a. Don't Hog--Don't Hide. Encourage everyone to share but no one is allowed to dominate.
 - b. Don't Go Around the Circle. Don't make people feel obligated to participate by reading, praying or sharing around the circle.

PRESERVING GOOD SMALL GROUP DYNAMICS

1. Be consistent in starting and ending on time. Establish the total time the meeting will last, generally one hour weekly.
2. As the leader, maintain a relaxed spirit in the group.
 - a. Be honest and open yourself, allowing the Holy Spirit to be the teacher. You need not have all the answers.
 - b. Affirm others when they share their points of view.
 - c. Be shock-proof and non-judgmental, practicing acceptance while not necessarily agreeing.
3. Participation is the key to success: Encourage participation without making anyone feel uncomfortable for not participating. Don't require anyone to speak, read or pray.
4. Practice mutual edification (Romans 14:19).
 - a. Seek to build each other up. Affirm one another. We want to build healthy self-esteem in each member.
 - b. Pastoral care is a natural by-product of small groups. The leader, assistant and host need to set the example in how they express love and care for each other.
5. Encourage everyone in the group.
 - a. Make each person feel important. Let them know that their ideas and comments are valued.
 - b. Avoid focusing advice on just one member of the group. This is not a counseling session.



6. Respond lovingly to a need expressed. . .immediately.
 - a. Pray immediately when a need is expressed. Don't make a list of prayer requests before you start praying. Pray when the first need is expressed.
 - b. Teach by example. When you as the leader have a need, share it and ask the group to pray for you.
 - c. "The Love Seat." A chair can be placed in the middle of the circle while people gather around and gently lay their hands on the person in the "love seat" and pray for their need.

HANDLE PROBLEM PEOPLE IN A POSITIVE WAY

1. Handle problem people away from the group on a one-to-one basis.
 - a. No dumping permitted. A disturbed person cannot become the center of attention. Make it clear that everyone is loved but that "no dumping is permitted."
 - b. Refer troubled people to a support group. A disturbed person may need to be asked to join a support group which can better address their needs.
2. Don't allow people to confess anyone else's faults but their own.
 - a. No Gossip. Don't talk about people outside the group.
 - b. Focus on helping those in the group by asking, "How can we pray for you?"
3. Don't allow doctrinal discussion that is divisive or argumentative. State, "I'll be happy to discuss this with you after the meeting." Or, "I'll go with you to ask our Pastor about that doctrinal issue if it is important to you."
4. Don't allow anyone to do all the talking.
 - a. Don't give frequent eye contact with the talker.
 - b. Have the talker sit next you, not across from you.
 - c. Have your assistant help you keep on track without your having to directly confront the talker. Have them say, "Thank you for your comments, now let's hear from someone else." Or, "Let's continue our lesson with the next question."
 - d. If the situation persists, confront the "talker" one-on-one away from the group. Tell them that they must stop dominating the discussions and explain that everyone needs an opportunity to contribute.



PRESENT A BALANCED SMALL GROUP MEETING

The book, Steps Toward Ministry, offers some good tips in gaining everyone's participation and offering a balanced group meeting. These principles have been blended with four basic components that reflect the purpose statement and values of Brooklyn Park Evangelical Free Church.

Make it a priority to balance the necessary elements for an effective meeting. Here is a sample outline:

CONNECTING 5-15 Minutes

The first few minutes of the meeting is usually reserved for the establishing and strengthening relationships. This sharing time may include several of the following components:

1. Welcome.
2. Opening prayer.
3. Introduction of guests.
4. Fun ice breaker activities or questions.
5. Testimonies or reports of answered prayer.
6. Expressions of appreciation for one another.
7. Worship through singing.
8. Announcements.

SEEKING GOD (Drawing Near to God) 5-10 Minutes

The next 5-10 minutes are devoted to conversational prayer (Note: you may choose to have the prayer time following the Bible discussion). Conversational prayer is a very effective way to worship God in a small group. It is a prayer which unites people in conversation with God and with each other.

1. This simply means talking to God in an easy, natural conversation.
2. Each person should feel free to pray several times using short sentence prayers.
3. No one person should dominate the prayer time.
4. Several people should pray short sentences on each topic before changing to a new prayer focus.
5. No one should ever feel forced to pray out loud.
6. It is best not to go around the circle and take prayer requests, instead have people state their requests as the group is praying.
7. Conversational prayer is topical prayer. Prayer starters can include thanking God for what He has done; asking God to do something for a person within the group; praising God for who He is, etc.

LOVING ONE ANOTHER (Deepening Spiritual Growth) 45 Minutes

One goal of the small group is to apply the Bible to everyday life, learning to live in obedience to God. Anywhere from 30-55 minutes can be dedicated to Scripture memory, study and application of the Bible.



1. Start with an opener question. The discussion guide should begin with an opener question which will point the conversation in the direction of the topic. Example: "How do you explain why bad things happen to nice people?"
2. Read the Bible passage and discuss the lesson. The discussion guide should have six to eight questions that help the group explore the Bible passage or topic.
 - a. Some questions should have answers that only the Bible can provide. Example: What made Paul confident that God would take care of His people? (Romans 8:31, 32)
 - b. Some questions should be thought questions which allow anyone to offer an opinion or perspective. Example: What gives Christians confidence to face difficult times?
3. Apply the Bible lesson to everyday life. The discussion guide should have a closing application question which helps group members think about how they can use the Bible lesson in their lives this week. Example: What can you do this week to demonstrate that you are trusting God to work out your circumstances for good?
4. Close the Lesson with Applicational Prayer (3-5 minutes). The primary focus of this closing prayer is the application of the Bible truths in the lives of group members. "Lord, help me this week to apply in my life what you have shown me in your Word today."

SHARING CHRIST (Declaring the Good News) 5-10 Minutes

1. During the past month, how have you sought to build relationships with the unbelievers on your *Prayer, Care and Share or Most Beloved* list (or others) in order to direct them toward Jesus Christ?
2. What outreach activity might we do as a group or with another ministry of our church in order to reach out to our unsaved friends?

SERVING OTHERS (Demonstrating God's Love) 5-10 Minutes

God has called us to serve one another within the church and together to serve those within the community. Christians should be known by the good works they do within the community. What service project or act of kindness could you do as an individual, as a group or with others ministries of the church in order to demonstrate Christ's love in a tangible way? Spend time planning how your group will work together to serve others as a demonstration of God's unconditional love.

See The Following Sample Lesson...



The God of Second Chances: True Repentance

Jonah 2

CONNECTING

1. Welcome and opening prayer.
2. Introduce any guests.

INTRODUCTION: In an old Christian song titled "Hornets", the verses recount the stories of Jonah, Moses, and Balaam, and how God got them to say or do what he wanted them to, even though they were unwilling at first. The song gets its title from a verse that explains how hornets can make a person leave a room, not against their will, but willingly. The chorus goes:

*"He does not compel us to go (no, no)
He does not compel us to go
He does not compel us to go 'gainst our will
But he just makes us willing to go."*

In this study we will exploring how God turned Jonah around and gave him another chance and in the process we will learn more about the process of repentance as well.

3. Discussion Question: "Have you ever at a time when things are going from bad to worse and you didn't know what you were going to do to make it better?"

SEEKING GOD (Drawing Near to God)

(Note: you may choose to have the prayer time follow the Bible discussion, sharing Christ or Serving section)



1. Conversational prayer is a very effective way to pray in a small group. It is a prayer that unites people in conversation with God and with each other. Like normal conversations, anyone can speak (pray) as many times as they wish and several people will often pray in agreement for the same request. ***Begin your time by praising God for who He is and what He has done.*
2. Do you have any needs that you'd like us to bring to the Lord in prayer?

LOVING ONE ANOTHER (Deepening Spiritual Growth)



Bible Reference: Jonah 2

1. Read over Jonah 2. What do you see in this prayer of Jonah's? Is it a Psalm of thanksgiving, a call for help or is it a prayer of repentance and recommitment?
2. Do you notice where Jonah is praying this prayer (v.1)? Why do you think he was using verbs that were in the past tense as though God had already answered his prayer? Was the whale an act of discipline from God or an act of mercy?
3. While Jonah may be safe for the moment, how is he still in "deep trouble"? Where does he show assurance of deliverance in spite of appearances to the contrary (vv. 4, 6, 7, 9)?



4. Compare verse 3 with 1:15: How does Jonah view circumstances? God's control? God's purposes?
5. On a scale of 1-10 with one being no heart change and ten being full revival, how would you rate Jonah's heart change concerning having God's heart for all people (Before you answer read Jonah 4:1-2)? Explain your rating number.
6. Pastor Rick taught on Sunday that true repentance is at least 2 things: A life shift and a life process. From Jonah's prayer, how do you see repentance taking place in Jonah's life in regards to going God's way in life and not his own way? How about in loving the lost like God loves the lost?
7. ► When have you felt like Jonah -- far from God and in a situation beyond your control? How did He bring your life "up from the pit?"
8. Where in your life were you desperate enough to pray with hope, as Jonah does?

SHARING CHRIST (Declaring the Good News)



9. ► In what way do you see God redirecting your life as it relates to reaching the lost and in particular people you have never thought of seeking a relationship with God before?
10. ► Let's take a minute to be silent and ask God to speak to us about whether our heart is like His heart in regards to people who are unchurched or other ethnic groups that we don't seem to be reaching very well at BPEFC? (After the minute - does anyone want to share how God might have spoken to them during our silent prayer time?)



(Note: you may choose to have the prayer time follow the Bible discussion, sharing Christ or Serving section)

SERVING OTHERS (Demonstrating God's Love)



1. God has called us to serve one another within the church and together to serve those within the community. What effect does it have when Christians demonstrate God's love through simple but tangible acts of service to those who do not yet know Jesus Christ personally?
2. Optional Brainstorm: What needs in the life of an unchurched neighbor, coworker or family member are you aware of that our small group might meet?

CLOSING: Close in prayer and enjoy refreshments and fellowship together.



Small Group Report

(Please submit a report by the end of Oct, Feb. or April)

Leader: _____ phone #: _____

Assistant: _____ phone #: _____

Host: _____ phone #: _____

Location of the meeting:

Address: _____

Day of meeting: _____ Time: _____

Starting Date: _____ Ending Date: _____

Next Steps for Open Home Groups:

- Group wishes to continue meeting during the next six-week session.
- Group wishes to begin meeting weekly beginning right away.
- This group will not continue to meet after this six-week series.

Type of small group:

- Men's
- Women's
- Mixed Adult's
- Open Home Group
- Couple's
- Young Adult's
- Young Marrieds
- Closed Impact Group (accountability group)
- Mature Adult's
- Single's
- Youth

Curriculum: Sermon Series Other: _____

Current Group Participants (place a check by any leaders-in-training):



Your Next Step as a Small Group Leader...

Steps to Become a Disciplemaking Leadership Community Member

Step 1. Meet With a Pastor or Ministry Director

1. Express your desire to join the disciplemaking leadership community as a small group leader.
2. Continue to lead or assist in a small group with the support of a coach or mentor.

Step 2. Be Apprenticed for Ministry

1. Complete the *Disciplemakers Leadership Community Team Handbook*.
2. Use the *Disciplemaking Small Group Toolkit* to select any “On-The-Job” training experiences you and your mentor agree will assist you in completing your apprenticeship.
3. Demonstrate that you have developed the transformational indicators listed in the Biblical Definition of a Disciple for the first three phases: Seeking God, Loving One Another and Sharing Christ.

Step 3. Affirm the “Four Commitments”

1. Attendance at Weekly Worship Celebrations.
2. Involvement in a disciplemaking small group.
3. Share Christ using the Prayer, Care, Share/T.I.P strategy
4. Serve according to your gifts, calling and abilities.

Step 4. Become a Member at Brooklyn Park Evangelical Free Church.

1. Attend the membership class.
2. Complete the membership application.
3. Meet with an elder to share your testimony.
4. Be received into membership at a congregational meeting.





As a Member of Leadership Community:

1. Meet monthly with other disciplemaking leaders from within your ministry in a small group “huddle” for encouragement, ministry planning, and spiritual support. Also, meet or communicate one-on-one with your huddle leader for personal and ministry support.
2. Attend the Leadership Community dinners for sharing vision and fellowship with disciplemakers from all ministry areas (usually meeting three times per year).
3. Attend any additional ministry skill training for your area that may be offered from time to time.
4. Fulfill your ministry assignments.



Impact Groups... Disciplemaking Curriculum




The following chart illustrates curriculum options for Impact Groups. These go beyond the sermon based lessons and are available for apprenticed small group leaders. Have the group take the Core 4 Spiritual Journey evaluation to help assess their spiritual maturity, level of commitment and what might be the best “next step” in their spiritual journey. Feel free to use resources from either topical or Bible book-studies. What is most important is that you continue to observe how the lives of your group members are being transformed into the likeness of Christ and obedience to all that He has commanded. If you have other curriculum ideas for your group, first evaluate where it fits within the Detailed Definition of a Disciple, then, with your huddle leader or pastor, answer the following questions: Where is the group at spiritually? What do I hope to see accomplished in their lives? What spiritual steps should they then take next?

SEEKING GOD: Drawing near to God... Spiritual Seekers to Growing Believers (“Come and See” Level 1)		
Topical Studies	Bible Book-Studies	Scripture Memory
 Alpha	Gospel of John	John 3:16
LOVING ONE ANOTHER: Deepening Spiritual Growth... Growing Believers in Vital Fellowship (“Come and See” Level 2)		
Topical Studies	Bible Book-Studies	Scripture Memory
 Beta  Bible Overview  Becoming What God Intended  Growing Strong in God's Family (Nav 2:7)	1 John *Acts *Galatians *Ephesians 1 Corinthians	<i>Assurance of ...</i> <ul style="list-style-type: none"> • Salvation 1 John 5:11-12 • Answered Prayer John 16:24 • Victory 1 Corinthians 10:13 • Forgiveness 1 John 1:9 • Guidance Proverbs 3:5-6






SHARING CHRIST: Declaring the Good News...

Growing Believers to Faithful Witnesses ("Follow Me")

Topical Studies	Bible Book-Studies	Scripture Memory
<div style="display: flex; justify-content: space-around;"> <div style="text-align: center;">  <p>Deepening Your Roots in God's Family (Nav 2:7)</p> </div> <div style="text-align: center;">  <p>Bearing Fruit in God's Family (Nav 2:7)</p> </div> </div> <div style="display: flex; justify-content: space-around; margin-top: 20px;"> <div style="text-align: center;">  <p>Just Walk Across the Room</p> </div> <div style="text-align: center;">  <p>Becoming a Contagious Christian</p> </div> </div>	<p>*Romans</p> <p>*Colossians</p> <p>Philippians</p> <p>*James</p>	<p>Navigators Topical Memory System Section 1 & 2</p>

SERVING OTHERS: Demonstrating God's Love...

Motivated Ministers & Lifelong Disciples ("Be with Me/Remain in Me")

Topical Studies	Bible Book-Studies	Scripture Memory
<div style="display: flex; justify-content: space-around;"> <div style="text-align: center;">  <p>S.H.A.P.E.</p> </div> <div style="text-align: center;">  <p>Experiencing God</p> </div> </div> <div style="margin-top: 20px;">  <p>Healthy Relationships</p> </div>	<p>Titus</p> <p>*1 & 2 Timothy</p> <p>*1 & 2 Thessalonians</p> <p>*2 Corinthians</p> <p>1 & 2 Peter</p> <p>Hebrews</p> <p>Revelation</p>	<p>Navigators Topical Memory System Section 3 - 5</p>

